

Chapter 14: Basva's Farm

Find Out

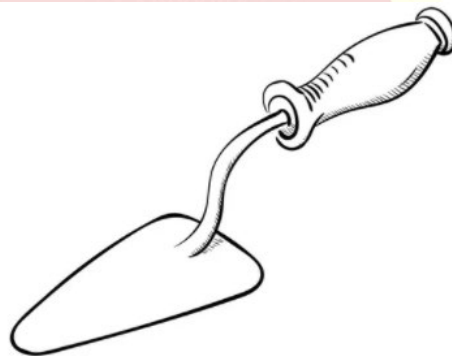
Question 1:

(Page 113)

In Basva's area an implement called *Khunti* is used to loosen the soil. What is this kind of implement called in your area? Draw it and discuss.

Answer:

The implement we use to loosen soil is also called *khunti* in our area.



Given above is the picture of a *khunti*. My father uses the same implement in our garden to loosen the soil before seeding the flowering plants.

[Students should mention their experience based on the above lines.]

Question 2:

(Page 114)

Find out from a farmer or some elders in your family, what kinds of crops are grown in your area.

Answer:

The different crops grown in my area are rice, wheat, maize, mustard, and vegetables like potatoes, tomatoes, brinjals, onions, etc.

[Students should mention their experience based on the above lines.]

Sowing the Seeds

Question 1:

What other ways could be used to plough the fields instead of animals. Discuss.

Answer:

One way to plough the fields instead of animals is by using a tractor. They provide power for different farming activities.

Growing Plants

Question 1:

(Page 115)

Draw any crop which you have seen in the field.

Answer:

I have seen the wheat crop being cultivated in the fields near my ancestral home.



[Students should mention their experience based on the above lines.]

Do you know why?

Question 1:

Basva helps his father in the field. Do you help the elders in your family in their work? What do you help with?

Answer:

Yes, I help the elders in my family. I help my mother with cooking, and I also help my father with grocery shopping.

[Students should mention their experience based on the above lines.]

Question 2:

(Page 116)

Do you enjoy doing that work?

Answer:

Yes, I enjoy doing that work because I learn many new things.

[Students should mention their experience based on the above lines.]

The Onion Crop

Write answers in your notebook

Question 1:

Why is Basva not able to attend school for some days?

Answer:

Basva has to help his father in the fields, which is why he cannot attend school for some days.

Question 2:

Are there any fields near your house? What is grown there?

Answer:

Yes, there is a field near my ancestral house where wheat is grown.

[Students should mention their experience based on the above lines.]

Question 3:

(Page 117)

Basva's *Appa* takes the onions to the market in a truck. Think, how would fruits and vegetables be taken to another place, if there were no proper roads.

Answer:


Carrying fruits and vegetables to another place would be difficult if there were no proper roads. Earlier, people used bullock-carts, push-carts, and donkeys to carry their crops from one place to another place.

Question 4:

What kind of vehicles are used to carry fruits and vegetables? Draw a picture of one of these vehicles in your notebook.

Answer:


Nowadays, trucks, tempos, vans, are used to carry fruits and vegetables. Given below is a drawing of a tempo.



Find Out and Write

Question 1:

Given here are pictures of some implements used by Basva's family. Write the names of the implements. Also, write what these are called in your area? What work are they used for?



Name (in this chapter) _____

Name in your area _____

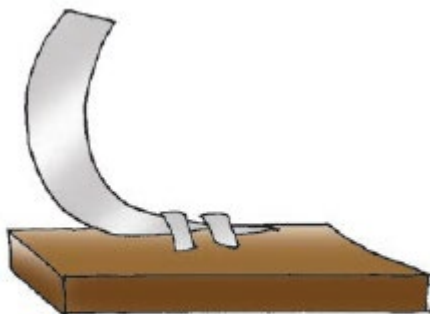
Work _____



Name (in this chapter) _____

Name in your area _____

Work _____

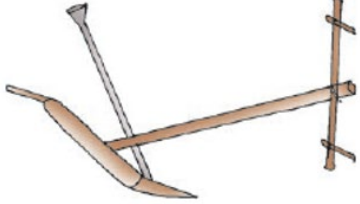



Name (in this chapter) _____

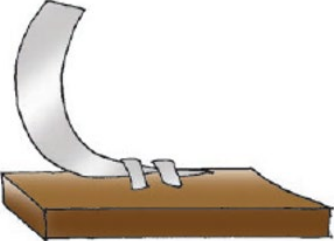
Name in your area _____

Work _____

Answer:

	Name (in this chapter)	<i>Kurige</i>
	Name in your area	<i>Laangal</i>
	Work	Ploughing

	Name (in this chapter)	<i>Khunti</i>
	Name in your area	<i>Khunti</i>
	Work	Digging

	Name (in this chapter)	<i>Illige</i>
	Name in your area	<i>Boti</i>
	Work	Cutting vegetables

[Students should mention their experience based on the above lines.]








Question 2:

(Page 118)

Many steps are needed to grow crops. Look at the pictures and mark them in the correct order.



Answer:

		
5	3	2
		
1	4	6

Question 3:

Find out about a crop that is grown in your area. Also, find out the steps that are part of this work. Draw them in your notebook.

Answer:

Wheat is a crop that is grown in my area.

The steps involved in the cultivation of wheat are given below—


(a) Preparation of soil: The soil must be properly prepared before the seeds are sowed.

(b) Seeding: Wheat seeds are readily available in the market. While purchasing the seeds, we have to make sure that it is of good quality, high yielding, and disease-free.


(c) Sowing the seeds: The wheat seeds have to be sown about 4 to 5 cm inside the soil.

(d) Harvesting: The process of harvesting starts when the leaves and stem turn yellow and become fairly dry.

Given below are some pictures related to the steps followed during wheat cultivation.



Soil preparation



Seeding process



Harvesting

[Students should mention their experience based on the above lines.]